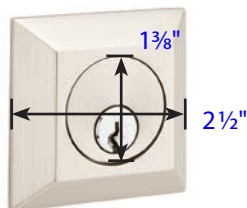
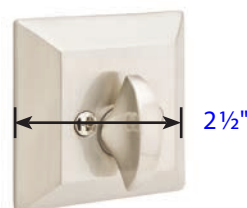


## Quincy Style Deadbolt

---



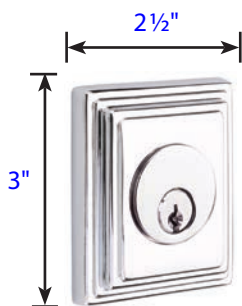
Exterior Trim (8478)  
• Projection is 1/2"  
• 8378 same on both sides



Interior Trim (8478)  
• Projection is 1 1/4"  
• Thickness is 5/16"

## Wilshire Style Deadbolt

---



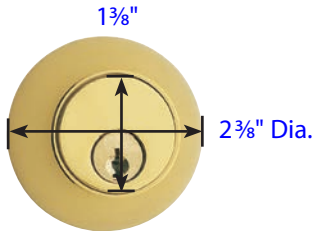
Exterior Trim (8479)  
• Projection is 1/2"  
• 8379 same on both sides



Interior Trim (8479)  
• Projection is 1"  
• Thickness is 5/16"

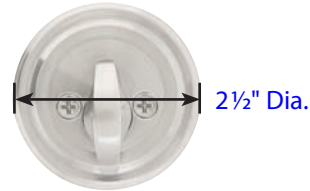
## Regular Style Deadbolt

---



### Exterior Trim (8450)

- Projection is 1<sup>3</sup>/<sub>8</sub>"
- 8350 same on both sides
- Available Extension Collar for Thin Doors

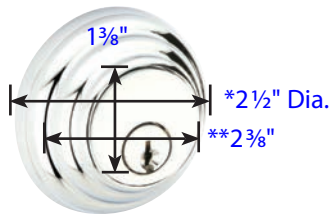


### Interior Trim (8450)

- Projection is 1<sup>1</sup>/<sub>4</sub>"
- Thickness is 5<sup>1</sup>/<sub>16</sub>"

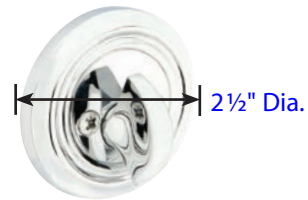
## Low Profile Style Deadbolt

---



### Exterior Trim (8455)

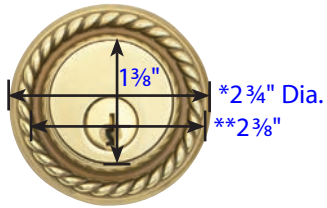
- \* 2<sup>1</sup>/<sub>2</sub>" Diameter with Exterior ring
- \*\* 2<sup>3</sup>/<sub>8</sub>" Diameter without Exterior ring
- Projection with Exterior ring: 7<sup>7</sup>/<sub>8</sub>"
- Projection without Exterior ring: 5<sup>5</sup>/<sub>8</sub>"
- 8355 same both sides
- Available Extension Collar for Thin Doors



### Interior Trim (8455)

- Projection is 1<sup>1</sup>/<sub>4</sub>"
- Thickness is 5<sup>5</sup>/<sub>16</sub>"

## Rope Style Deadbolt

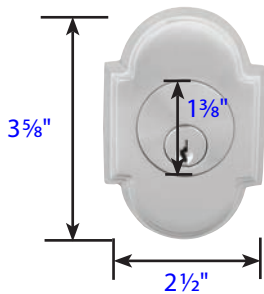


- Exterior Trim (8464)
- \* 2 1/2" Diameter with Exterior ring
  - \*\* 2 3/8" Diameter without Exterior ring
  - Projection with ext. ring: 1 1/16"
  - Projection without ext. ring: 1/2"
  - 8364 same both sides

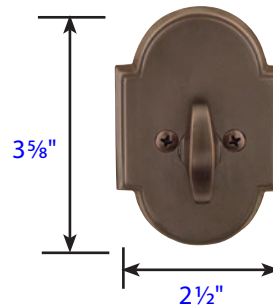


- Interior Trim (8464)
- Projection is 1 1/4"
  - Thickness is 5/16"

## #8 Style Deadbolt

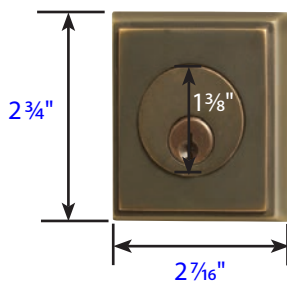


- Exterior Trim (8466)
- Projection is 1/2"
  - 8366 same on both sides

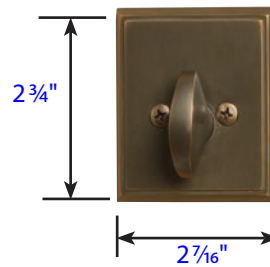


- Interior Trim (8466)
- Projection is 1 1/4"
  - Thickness is 5/16"

## Rectangular Style Deadbolt

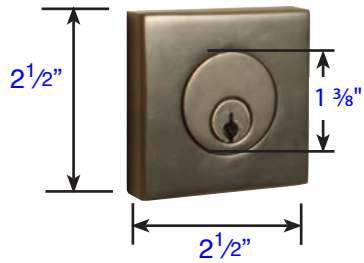


- Exterior Trim (8468)
- Projection is 5/16"
  - 8368 same on both sides

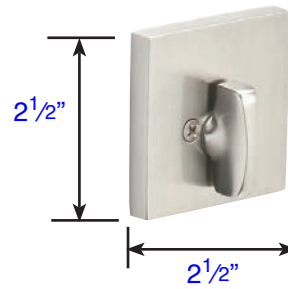


- Interior Trim (8468)
- Projection is 1 1/4"
  - Thickness is 9/32"

## Square Style Deadbolt

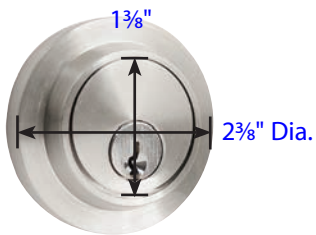


- Exterior Trim (8469)
- Projection is  $\frac{5}{8}$ "
  - 8369 same on both sides




- Interior Trim (8469)
- Projection is  $1\frac{1}{4}$ "
  - Thickness is  $\frac{5}{16}$ "

## Modern Style Deadbolt

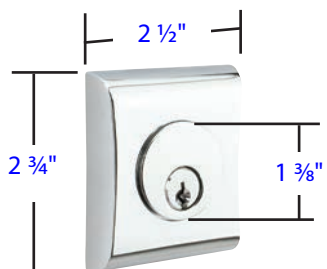


- Exterior Trim (8467)
- Projection is  $\frac{5}{8}$ "
  - 8367 same on both sides

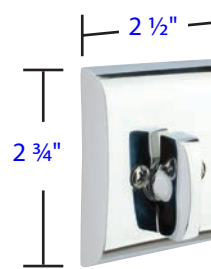


- Interior Trim (8467)
- Projection is  $1\frac{1}{4}$ "
  - Thickness is  $\frac{5}{16}$ "

## Neos Style Deadbolt



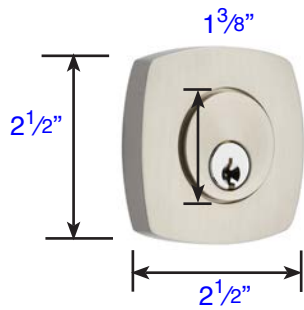
- Exterior Trim (8475)
- Projection is  $\frac{5}{8}$ "
  - 8375 same on both sides



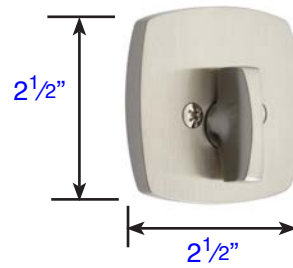
- Interior Trim (8475)
- Projection is 1"
  - Thickness is  $\frac{3}{8}$ "

## Urban Modern Style Deadbolt

---

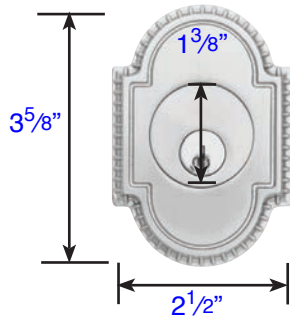


Exterior Trim (8426)  
• Projection is  $\frac{1}{2}$ "  
• 8326 same on both sides

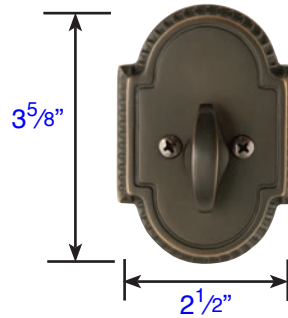


Interior Trim (8426)  
• Projection is  $1\frac{1}{16}$ "  
• Thickness is  $\frac{3}{8}$ "

## Knoxville Style Deadbolt

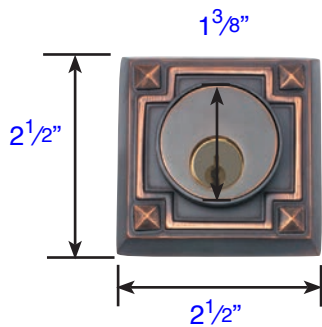


Exterior Trim (8459)  
 • Projection is  $\frac{1}{2}$ "  
 • 8359 same on both sides

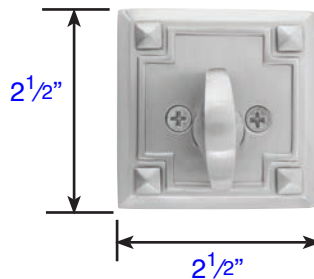


Interior Trim (8459)  
 • Projection is  $1\frac{1}{4}$ "  
 • Thickness is  $\frac{1}{2}$ "

## Arts & Crafts Style Deadbolt

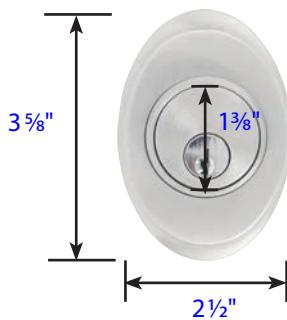


Exterior Trim (8454)  
 • Projection is  $\frac{9}{16}$ "  
 • 8354 same on both sides

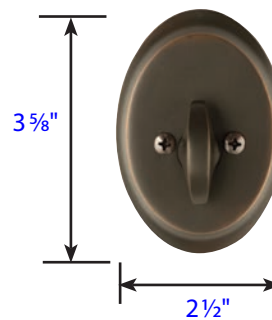


Interior Trim (8454)  
 • Projection is  $1\frac{1}{4}$ "  
 • Thickness is  $\frac{5}{16}$ "

## Saratoga Style Deadbolt



Exterior Trim (8458)  
 • Projection is  $\frac{1}{2}$ "  
 • 8358 same on both sides



Interior Trim (8458)  
 • Projection is  $1\frac{1}{4}$ "  
 • Thickness is  $\frac{1}{2}$ "

**Brass Regular Style Deadbolt, Single Cylinder**

Regular Style (8450)

<ul style="list-style-type: none"> <li>• Standard Door Thickness: 1<sup>3</sup>/<sub>8</sub>" - 2<sup>1</sup>/<sub>8</sub>"</li> <li>Standard Components:</li> <li>• 2<sup>1</sup>/<sub>4</sub>" Deadbolt Mounting Screws</li> <li>• Deadbolt Strike Plate</li> </ul>	<ul style="list-style-type: none"> <li>• <b>Extended</b> Door Thickness: 2<sup>1</sup>/<sub>8</sub>" - 2<sup>3</sup>/<sub>4</sub>"</li> <li>Extended Components:</li> <li>• Long Single Cylinder Tailpiece</li> <li>• 2<sup>1</sup>/<sub>2</sub>" &amp; 3" Deadbolt Mounting Screws</li> <li>• Deadbolt Strike Plate</li> </ul>	<ul style="list-style-type: none"> <li>• <b>Extended</b> Door Thickness: 2<sup>3</sup>/<sub>4</sub>" - 3"</li> <li>Extended Components:</li> <li>• Extra Long Single Cylinder Tailpiece</li> <li>• 3<sup>1</sup>/<sub>2</sub>" Deadbolt Mounting Screws</li> <li>• Deadbolt Strike Plate</li> </ul>
---	---	---

**Brass Regular Style Deadbolt, Double Cylinder**

Regular Style (8350)

<ul style="list-style-type: none"> <li>• Standard Door Thickness: 1<sup>3</sup>/<sub>8</sub>" - 1<sup>3</sup>/<sub>4</sub>"</li> <li>Standard Components:</li> <li>• Double Cylinder Tailpieces</li> <li>• 2<sup>1</sup>/<sub>2</sub>" &amp; 3" Deadbolt Mounting Screws</li> <li>• Deadbolt Strike Plate</li> </ul>	<ul style="list-style-type: none"> <li>• <b>Extended</b> Door Thickness: 1<sup>3</sup>/<sub>4</sub>" - 2<sup>1</sup>/<sub>2</sub>"</li> <li>Extended Components:</li> <li>• Long Double Cylinder Tailpieces</li> <li>• 3<sup>1</sup>/<sub>2</sub>" Deadbolt Mounting Screws</li> <li>• Deadbolt Strike Plate</li> </ul>
--	---

**Brass Low Profile & Rope Style Deadbolt, Single Cylinder**

Low Profile (8455)\* & Rope Style (8464)

<ul style="list-style-type: none"> <li>• Standard Door Thickness: 1<sup>1</sup>/<sub>4</sub>" - 2<sup>1</sup>/<sub>4</sub>"</li> <li>Standard Components:</li> <li>• Single Cylinder Tailpiece</li> <li>• 2<sup>1</sup>/<sub>4</sub>" Deadbolt Mounting Screws</li> <li>• Deadbolt Strike Plate</li> </ul>	<ul style="list-style-type: none"> <li>• <b>Extended</b> Door Thickness: 2<sup>1</sup>/<sub>4</sub>" - 2<sup>3</sup>/<sub>4</sub>"</li> <li>Extended Components:</li> <li>• Long Single Cylinder Tailpiece</li> <li>• 3" Deadbolt Mounting Screws</li> <li>• Deadbolt Strike Plate</li> </ul>	<ul style="list-style-type: none"> <li>• <b>Extended</b> Door Thickness: 2<sup>3</sup>/<sub>4</sub>" - 3"</li> <li>Extended Components:</li> <li>• Extra Long Single Cylinder Tailpiece</li> <li>• 3<sup>1</sup>/<sub>2</sub>" Deadbolt Mounting Screws</li> <li>• Deadbolt Strike Plate</li> </ul>
--	---	---

\* Part # DB4-COLRG2 Available for 1<sup>3</sup>/<sub>8</sub>" Thick Doors

**Brass Low Profile & Rope Style Deadbolt, Double Cylinder**

Low Profile (8355) & Rope Style (8364)

<ul style="list-style-type: none"> <li>• Standard Door Thickness: 1<sup>1</sup>/<sub>4</sub>" - 2<sup>1</sup>/<sub>8</sub>"</li> <li>Standard Components:</li> <li>• Double Cylinder Tailpieces</li> <li>• 2<sup>1</sup>/<sub>2</sub>" &amp; 3" Deadbolt Mounting Screws</li> <li>• Deadbolt Strike Plate</li> </ul>	<ul style="list-style-type: none"> <li>• <b>Extended</b> Door Thickness: 2<sup>1</sup>/<sub>8</sub>" - 2<sup>7</sup>/<sub>8</sub>"</li> <li>Extended Components:</li> <li>• Long Double Cylinder Tailpieces</li> <li>• 3" &amp; 3<sup>1</sup>/<sub>2</sub>" Deadbolt Mounting Screws</li> <li>• Deadbolt Strike Plate</li> </ul>
--	--

**Brass Decorative Deadbolt, Single Cylinder**

Style #8 (8466), Arts & Crafts (8454), Rectangular (8468), Saratoga (8458)\* Knoxville (8459), Quincy (8478), Wilshire (8479)

- Standard Door Thickness: 1<sup>3</sup>/<sub>4</sub>"- 2<sup>1</sup>/<sub>8</sub>"
- Standard Components:
  - Single Cylinder Tailpiece
  - 2<sup>1</sup>/<sub>4</sub>" Deadbolt Mounting Screws
  - Deadbolt Strike Plate

- **Extended** Door Thickness: 2<sup>1</sup>/<sub>8</sub>"- 2<sup>3</sup>/<sub>4</sub>"
- Extended Components:
  - Long Single Cylinder Tailpiece
  - 2<sup>1</sup>/<sub>2</sub>" & 3" Deadbolt Mounting Screws
  - Deadbolt Strike Plate

- **Extended** Door Thickness: 2<sup>3</sup>/<sub>4</sub>"- 3"
- Extended Components:
  - Extra Long Single Cylinder Tailpiece
  - 3<sup>1</sup>/<sub>2</sub>" Deadbolt Mounting Screws
  - Deadbolt Strike Plate

**Brass Decorative Deadbolt, Double Cylinder**

Style #8 (8366), Arts & Crafts (8354), Rectangular (8368), Saratoga (8358)\* Knoxville (8359), Quincy (8378), Wilshire (8379)

- Standard Door Thickness: 1<sup>1</sup>/<sub>2</sub>"- 1<sup>7</sup>/<sub>8</sub>"
- Standard Components:
  - Double Cylinder Tailpieces
  - 2<sup>1</sup>/<sub>2</sub>" Deadbolt Mounting Screws
  - Deadbolt Strike Plate

- **Extended** Door Thickness: 1<sup>7</sup>/<sub>8</sub>"- 2<sup>5</sup>/<sub>8</sub>"
- Extended Components:
  - Long Double Cylinder Tailpieces
  - 3" & 3<sup>1</sup>/<sub>2</sub>" Deadbolt Mounting Screws
  - Deadbolt Strike Plate

\* Part # DB4-COLLAR32 Available for 1<sup>3</sup>/<sub>8</sub>" Thick Doors

**Brass Modern Deadbolts, Single Cylinder**

Modern Style (8467), Square Style (8469)\* Urban Modern Style (8426)

- Standard Door Thickness: 1<sup>3</sup>/<sub>4</sub>"- 2<sup>1</sup>/<sub>8</sub>"
- Standard Components:
  - Single Cylinder Tailpiece
  - 2<sup>1</sup>/<sub>4</sub>" Deadbolt Mounting Screws
  - Deadbolt Strike Plate

- **Extended** Door Thickness: 2<sup>1</sup>/<sub>8</sub>"- 2<sup>3</sup>/<sub>4</sub>"
- Extended Components:
  - Long Single Cylinder Tailpiece
  - 2<sup>1</sup>/<sub>2</sub>" & 3" Deadbolt Mounting Screws
  - Deadbolt Strike Plate

- **Extended** Door Thickness: 2<sup>3</sup>/<sub>4</sub>"- 3"
- Extended Components:
  - Extra Long Single Cylinder Tailpiece
  - 3<sup>1</sup>/<sub>2</sub>" Deadbolt Mounting Screws
  - Deadbolt Strike Plate

**Brass Modern Deadbolts, Double Cylinder**

Modern Style (8367), Square Style (8369)\* Urban Modern Style (8426)

- Standard Door Thickness: 1<sup>1</sup>/<sub>2</sub>"- 1<sup>7</sup>/<sub>8</sub>"
- Standard Components:
  - Double Cylinder Tailpieces
  - 2<sup>1</sup>/<sub>2</sub>" Deadbolt Mounting Screws
  - Deadbolt Strike Plate

- **Extended** Door Thickness: 1<sup>7</sup>/<sub>8</sub>"- 2<sup>5</sup>/<sub>8</sub>"
- Extended Components:
  - Long Double Cylinder Tailpieces
  - 3" & 3<sup>1</sup>/<sub>2</sub>" Deadbolt Mounting Screws
  - Deadbolt Strike Plate



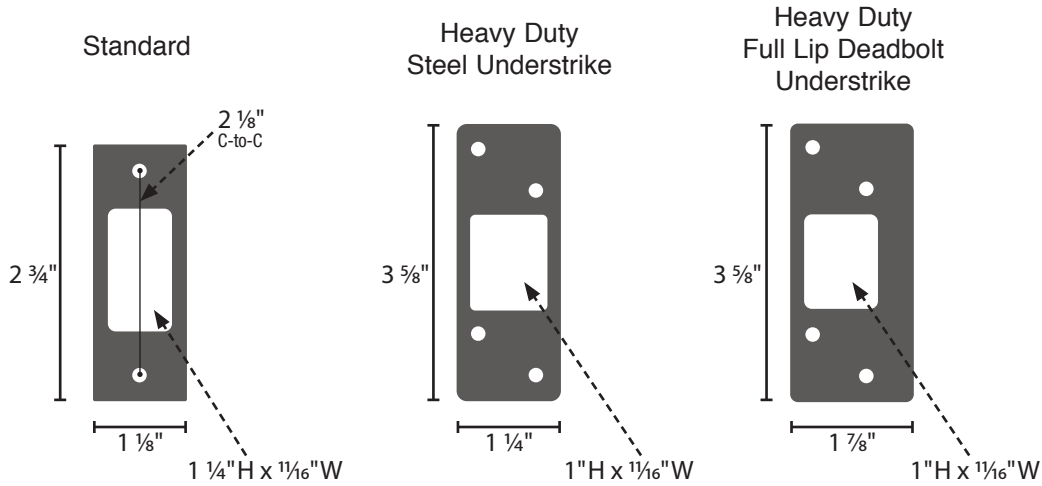
**Brass *Single-Sided* Deadbolts**

- Standard Door Thickness: 1<sup>5</sup>/<sub>8</sub>" - 2<sup>3</sup>/<sub>8</sub>"
- Standard Components:
  - Single Cylinder Tailpiece
  - 1<sup>3</sup>/<sub>4</sub>" Deadbolt Mounting Screws
  - Deadbolt Strike Plate


- *Extended* Door Thickness: 2<sup>3</sup>/<sub>8</sub>" - 2<sup>3</sup>/<sub>4</sub>"
- Extended Components:
  - Long Single Cylinder Tailpiece
  - 2<sup>1</sup>/<sub>4</sub>" Deadbolt Mounting Screws
  - Deadbolt Strike Plate

- *Extended* Door Thickness: 2<sup>7</sup>/<sub>8</sub>" - 3<sup>3</sup>/<sub>8</sub>"
- Extended Components:
  - Extra Long Single Cylinder Tailpiece
  - 2<sup>1</sup>/<sub>2</sub>" & 3" Deadbolt Mounting Screws
  - Deadbolt Strike Plate

**Deadbolt Strike Plates**



**Bronze Regular Style Deadbolt**



2<sup>3</sup>/<sub>8</sub>" Dia.

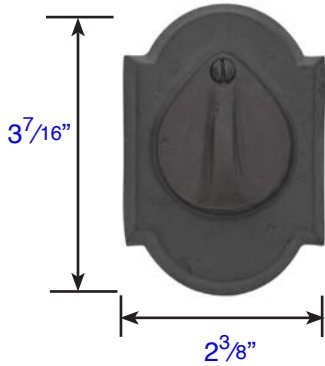
Exterior Trim (8450)  
 • Projection is 1"  
 • 8350 same on both sides



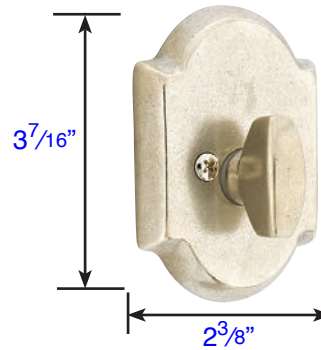
2<sup>1</sup>/<sub>2</sub>" Dia.

Interior Trim (8450)  
 • Projection is 1<sup>1</sup>/<sub>4</sub>"  
 • Thickness is 5/16"

**#1 Style Plate with Flap Deadbolt**

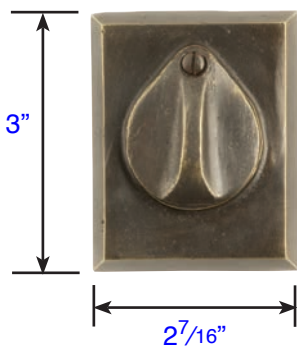


Exterior Trim (8457)  
 • Projection is 1<sup>3</sup>/<sub>16</sub>"  
 • 8357 same on both sides

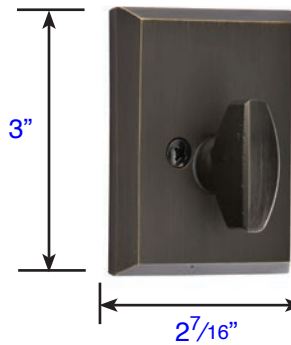


Interior Trim (8457)  
 • Projection is 1<sup>1</sup>/<sub>4</sub>"  
 • Thickness is 1/2"

**#3 Style Plate with Flap Deadbolt**

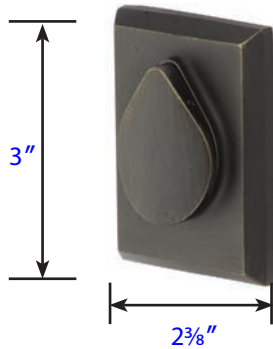


Exterior Trim (8465)  
 • Projection is 1<sup>1</sup>/<sub>16</sub>"  
 • 8365 same on both sides

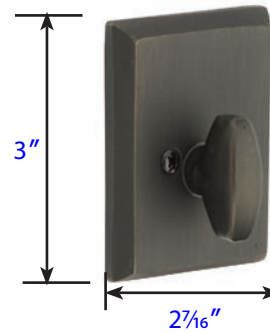


Interior Trim (8465)  
 • Projection is 1<sup>1</sup>/<sub>4</sub>"  
 • Thickness is 1/2"

## Sandcast Bronze Rustic Modern Rectangular Style Deadbolt

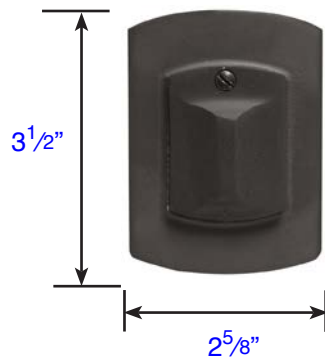


Exterior Trim (8477)  
 • Projection is  $1\frac{1}{16}$ "  
 • 8377 same on both sides

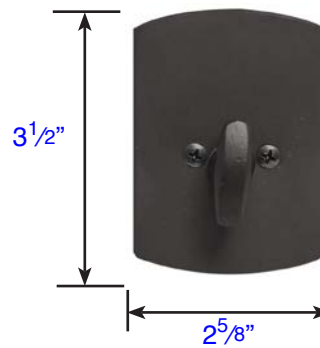


Interior Trim (8477)  
 • Projection is  $1\frac{1}{4}$ "  
 • Thickness is  $\frac{1}{2}$ "

## #4 Style Plate with Flap Deadbolt

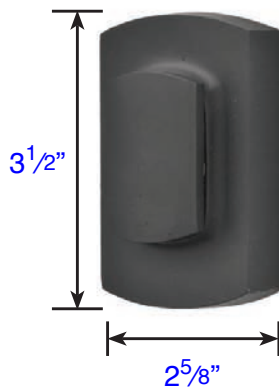


Exterior Trim (8474)  
 • Projection is  $1\frac{1}{16}$ "  
 • 8374 same on both sides

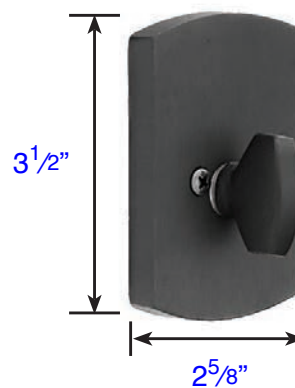


Interior Trim (8474)  
 • Projection is  $1\frac{1}{4}$ "  
 • Thickness is  $\frac{3}{8}$ "

## #6 Ridgemont Style Plate with Flap Deadbolt



Exterior Trim (8476)  
 • Projection is  $1\frac{5}{16}$ "  
 • 8376 same on both sides



Interior Trim (8476)  
 • Projection is  $1\frac{5}{16}$ "  
 • Thickness is  $\frac{1}{2}$ "

### Standard with Sandcast Bronze Deadbolt Locks

- Schlage C Keyway
- Standard Door Prep and Installation
- Solid Brass Cylinder
- Sandcast Bronze Collar and Inside Rosette
- Hardened Steel Bolt
- Heavy Gauge Steel Understrike and Brass Trim Strike Shipped with Every Deadbolt

**Bronze Regular Style Deadbolt, Single Cylinder**

Regular (8450)\*

<ul style="list-style-type: none"> <li>• Standard Door Thickness: 1<sup>3</sup>/<sub>4</sub>"- 2"</li> <li>Standard Components:</li> <li>• Single Cylinder Tailpiece</li> <li>• 2<sup>1</sup>/<sub>4</sub>" &amp; 2<sup>1</sup>/<sub>2</sub>" Deadbolt Mounting Screws</li> <li>• Deadbolt Strike Plate</li> </ul>	<ul style="list-style-type: none"> <li>• <b>Extended</b> Door Thickness: 2"- 2<sup>1</sup>/<sub>2</sub>"</li> <li>Extended Components:</li> <li>• Long Single Cylinder Tailpiece</li> <li>• 3" Deadbolt Mounting Screws</li> <li>• Deadbolt Strike Plate</li> </ul>	<ul style="list-style-type: none"> <li>• <b>Extended</b> Door Thickness: 2<sup>1</sup>/<sub>2</sub>"- 3"</li> <li>Extended Components:</li> <li>• Extra Long Single Cylinder Tailpiece</li> <li>• 3<sup>1</sup>/<sub>2</sub>" Deadbolt Mounting Screws</li> <li>• Deadbolt Strike Plate</li> </ul>
--	---	--

*\*No Extension Collars Available for this Model*

**Bronze Regular Style Deadbolt, Double Cylinder**

Regular (8350)\*

<ul style="list-style-type: none"> <li>• Standard Door Thickness: 1<sup>3</sup>/<sub>4</sub>"- 2"</li> <li>Standard Components:</li> <li>• Long Double Cylinder Tailpieces</li> <li>• 3" &amp; 3<sup>1</sup>/<sub>2</sub>" Deadbolt Mounting Screws</li> <li>• Deadbolt Strike Plate</li> </ul>
---

*\*No Extension Collars Available for this Model*

**Bronze Decorative Deadbolts, Single Cylinder**

#1 (8457), #3 (8465), Rustic Modern Rectangular (8477), #4 (8474), Ridgemont (8476)

<ul style="list-style-type: none"> <li>• Standard Door Thickness: 1<sup>3</sup>/<sub>4</sub>"- 2<sup>1</sup>/<sub>8</sub>"</li> <li>Standard Components:</li> <li>• Single Cylinder Tailpiece</li> <li>• 2<sup>1</sup>/<sub>2</sub>" &amp; 3" Deadbolt Mounting Screws</li> <li>• Deadbolt Strike Plate</li> </ul>	<ul style="list-style-type: none"> <li>• <b>Extended</b> Door Thickness: 2<sup>1</sup>/<sub>8</sub>"- 3"</li> <li>Extended Components:</li> <li>• Long Single Cylinder Tailpiece</li> <li>• 3" &amp; 3<sup>1</sup>/<sub>2</sub>" Deadbolt Mounting Screws</li> <li>• Deadbolt Strike Plate</li> </ul>
--	---

**Bronze Decorative Deadbolts, Double Cylinder**

#1 (8357), #3 (8365), Rustic Modern Rectangular (8477), #4 (8374), Ridgemont (8376)

<ul style="list-style-type: none"> <li>• Standard Door Thickness: 1<sup>3</sup>/<sub>4</sub>"- 2<sup>3</sup>/<sub>8</sub>"</li> <li>Standard Components:</li> <li>• Double Cylinder Tailpieces</li> <li>• 2<sup>1</sup>/<sub>4</sub>" &amp; 2<sup>1</sup>/<sub>2</sub>" Deadbolt Mounting Screws</li> <li>• Deadbolt Strike Plate</li> </ul>	<ul style="list-style-type: none"> <li>• <b>Extended</b> Door Thickness: 1<sup>7</sup>/<sub>8</sub>"- 2<sup>5</sup>/<sub>8</sub>"</li> <li>Extended Components:</li> <li>• Long Double Cylinder Tailpieces</li> <li>• 3" &amp; 3<sup>1</sup>/<sub>2</sub>" Deadbolt Mounting Screws</li> <li>• Deadbolt Strike Plate</li> </ul>
--	---

## Bronze *Single-Sided* Deadbolts

Regular Style (8450)

- Standard Door Thickness: 1<sup>3</sup>/<sub>8</sub>" - 2<sup>3</sup>/<sub>8</sub>"
- Standard Components:
  - Single Cylinder Tailpiece
  - 1<sup>3</sup>/<sub>4</sub>" Deadbolt Mounting Screws
  - Deadbolt Strike Plate

- *Extended* Door Thickness: 2<sup>3</sup>/<sub>8</sub>" - 2<sup>3</sup>/<sub>4</sub>"
- Extended Components:
  - Long Single Cylinder Tailpiece
  - 2<sup>1</sup>/<sub>4</sub>" Deadbolt Mounting Screws
  - Deadbolt Strike Plate

- *Extended* Door Thickness: 2<sup>7</sup>/<sub>8</sub>" - 3<sup>3</sup>/<sub>8</sub>"
- Extended Components:
  - Extra Long Single Cylinder Tailpiece
  - 2<sup>1</sup>/<sub>2</sub>" & 3" Deadbolt Mounting Screws
  - Deadbolt Strike Plate

## Bronze *Single-Sided* Deadbolts with Flaps

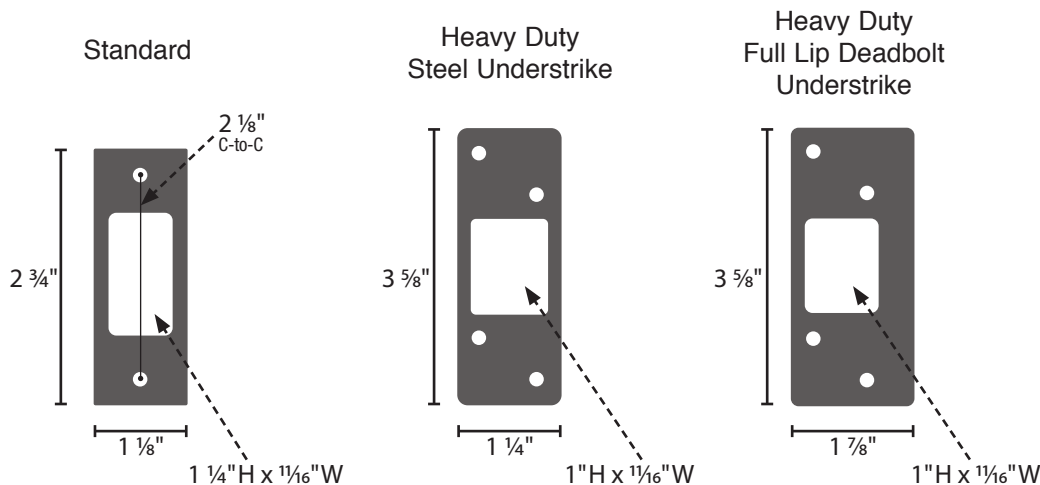
#1 (8457), #3 (8465), Rustic Modern Rectangular (8477), #4 (8474), Ridgemont (8476)

- Standard Door Thickness: 1<sup>3</sup>/<sub>4</sub>" - 2<sup>3</sup>/<sub>8</sub>"
- Standard Components:
  - Single Cylinder Tailpiece
  - 1<sup>3</sup>/<sub>4</sub>" Deadbolt Mounting Screws
  - Deadbolt Strike Plate

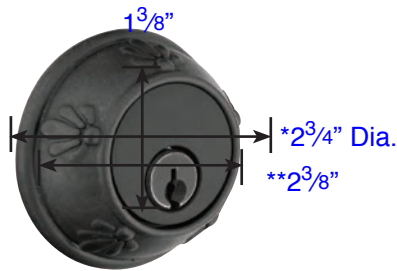
- *Extended* Door Thickness: 2<sup>3</sup>/<sub>8</sub>" - 2<sup>3</sup>/<sub>4</sub>"
- Extended Components:
  - Long Single Cylinder Tailpiece
  - 2<sup>1</sup>/<sub>4</sub>" Deadbolt Mounting Screws
  - Deadbolt Strike Plate

- *Extended* Door Thickness: 2<sup>7</sup>/<sub>8</sub>" - 3<sup>3</sup>/<sub>8</sub>"
- Extended Components:
  - Extra Long Single Cylinder Tailpiece
  - 2<sup>1</sup>/<sub>2</sub>" & 3" Deadbolt Mounting Screws
  - Deadbolt Strike Plate

## Deadbolt Strike Plates




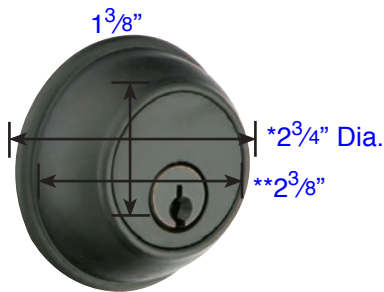
## Tuscany Style Deadbolt



- Exterior Trim (8456)
- \* 2<sup>3</sup>/<sub>4</sub>" Diameter with Exterior ring
  - \*\* 2<sup>3</sup>/<sub>8</sub>" Diameter without Exterior ring
  - Projection with ext. ring: 1"
  - Projection without ext. ring: 1<sup>1</sup>/<sub>16</sub>"
  - 8356 same both sides
  - Available Extension Collar for Thin Doors

- Interior Trim (8456)
- Projection is 1<sup>1</sup>/<sub>4</sub>"
  - Thickness is 5<sup>5</sup>/<sub>16</sub>"


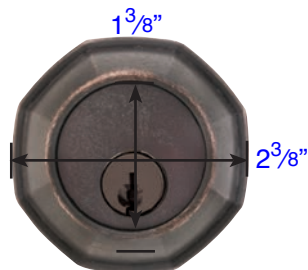
## Tuscany Classic Style Deadbolt



- Exterior Trim (8471)
- \* 2<sup>3</sup>/<sub>4</sub>" Diameter with Exterior ring
  - \*\* 2<sup>3</sup>/<sub>8</sub>" Diameter without Exterior ring
  - Projection with ext. ring: 1"
  - Projection without ext. ring: 1<sup>1</sup>/<sub>16</sub>"
  - 8371 same both sides
  - Available Extension Collar for Thin Doors

- Interior Trim (8471)
- Projection is 1<sup>1</sup>/<sub>4</sub>"
  - Thickness is 5<sup>5</sup>/<sub>16</sub>"

## Octagon Style Deadbolt

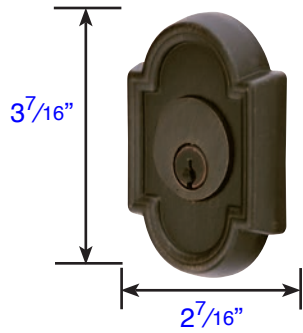


- Exterior Trim (8460)
- Projection is 3<sup>3</sup>/<sub>4</sub>"
  - 8360 same on both sides


- Interior Trim (8460)
- Projection is 1<sup>1</sup>/<sub>4</sub>"
  - Thickness is 5<sup>5</sup>/<sub>16</sub>"

## #11 Style Deadbolt

---




Exterior Trim (8472)  
• Projection is  $\frac{11}{16}$ "  
8372 same both sides




Interior Trim (8472)  
• Projection is  $1\frac{1}{4}$ "  
• Thickness is  $\frac{9}{16}$ "

## #14 Style Deadbolt

---



Exterior Trim (8473)  
• Projection is  $\frac{11}{16}$ "  
8373 same both sides



Interior Trim (8473)  
• Projection is  $1\frac{1}{4}$ "  
• Thickness is  $\frac{9}{16}$ "

**Bronze Tuscany & Tuscany Classic Style Deadbolt, Single Cylinder**

Tuscany (8456)\* & Tuscany Classic (8471)

- Standard Door Thickness: 1<sup>3</sup>/<sub>4</sub>"- 2<sup>1</sup>/<sub>4</sub>"
- Standard Components:
  - Single Cylinder Tailpiece
  - 2<sup>1</sup>/<sub>4</sub>" Deadbolt Mounting Screws
  - Deadbolt Strike Plate

- *Extended* Door Thickness: 2<sup>1</sup>/<sub>4</sub>"- 2<sup>3</sup>/<sub>4</sub>"
- Extended Components:
  - Long Single Cylinder Tailpiece
  - 3" Deadbolt Mounting Screws
  - Deadbolt Strike Plate

- *Extended* Door Thickness: 2<sup>3</sup>/<sub>4</sub>"- 3<sup>3</sup>/<sub>8</sub>"
- Extended Components:
  - Extra Long Single Cylinder Tailpiece
  - 3<sup>1</sup>/<sub>2</sub>" Deadbolt Mounting Screws
  - Deadbolt Strike Plate

\* Part # DB4-TUSDBRG Available for 1<sup>3</sup>/<sub>8</sub>" Thick Doors

**Bronze Tuscany & Tuscany Classic Style Deadbolt, Double Cylinder**

Tuscany (8356) & Tuscany Classic (8371)

- Standard Door Thickness: 1<sup>3</sup>/<sub>4</sub>"- 2<sup>1</sup>/<sub>8</sub>"
- Standard Components:
  - Double Cylinder Tailpieces
  - 2<sup>1</sup>/<sub>2</sub>" & 3" Deadbolt Mounting Screws
  - Deadbolt Strike Plate

- *Extended* Door Thickness: 2<sup>1</sup>/<sub>8</sub>"- 2<sup>7</sup>/<sub>8</sub>"
- Extended Components:
  - Long Double Cylinder Tailpieces
  - 3" & 3<sup>1</sup>/<sub>2</sub>" Deadbolt Mounting Screws
  - Deadbolt Strike Plate

**Lost Wax Cast Bronze Deadbolts, Single Cylinder**

Octagon (8460), Art Nouveau (8470), #11 Style (8472), #14 Style (8473)

- Standard Door Thickness: 1<sup>3</sup>/<sub>8</sub>"- 2<sup>1</sup>/<sub>4</sub>"
- Standard Components:
  - Single Cylinder Tailpiece
  - 2<sup>1</sup>/<sub>2</sub>" & 3" Deadbolt Mounting Screws
  - Deadbolt Strike Plate

- *Extended* Door Thickness: 2<sup>1</sup>/<sub>4</sub>"- 3"
- Extended Components:
  - Long Single Cylinder Tailpiece
  - 3" & 3<sup>1</sup>/<sub>2</sub>" Deadbolt Mounting Screws
  - Deadbolt Strike Plate

**Lost Wax Cast Bronze Deadbolts, Double Cylinder**

Octagon (8360), Art Nouveau (8370), #11 Style (8372), #14 Style (8373)

- Standard Door Thickness: 1<sup>3</sup>/<sub>4</sub>"- 2<sup>3</sup>/<sub>8</sub>"
- Standard Components:
  - Double Cylinder Tailpieces
  - 2<sup>1</sup>/<sub>4</sub>" & 2<sup>1</sup>/<sub>2</sub>" Deadbolt Mounting Screws
  - Deadbolt Strike Plate

- *Extended* Door Thickness: 2<sup>3</sup>/<sub>8</sub>"- 3"
- Extended Components:
  - Long Double Cylinder Tailpieces
  - 3" & 3<sup>1</sup>/<sub>2</sub>" Deadbolt Mounting Screws
  - Deadbolt Strike Plate



**Bronze *Single-Sided* Deadbolts**

Tuscany (8456)\* & Tuscany Classic (8471), Octagon (8460),

- Standard Door Thickness: 1<sup>3</sup>/<sub>8</sub>" - 2"
- Standard Components:
  - Single Cylinder Tailpiece
  - 1<sup>3</sup>/<sub>4</sub>" Deadbolt Mounting Screws
  - Deadbolt Strike Plate

- **Extended** Door Thickness: 2<sup>3</sup>/<sub>8</sub>" - 2<sup>3</sup>/<sub>4</sub>"
- Extended Components:
  - Long Single Cylinder Tailpiece
  - 2<sup>1</sup>/<sub>4</sub>" Deadbolt Mounting Screws
  - Deadbolt Strike Plate

- **Extended** Door Thickness: 2<sup>7</sup>/<sub>8</sub>" - 3<sup>3</sup>/<sub>8</sub>"
- Extended Components:
  - Extra Long Single Cylinder Tailpiece
  - 2<sup>1</sup>/<sub>2</sub>" & 3" Deadbolt Mounting Screws
  - Deadbolt Strike Plate

\* Part # DB4-TUSDBRG Available for 1<sup>3</sup>/<sub>8</sub>" Thick Doors

**Bronze *Single-Sided* Deadbolts**

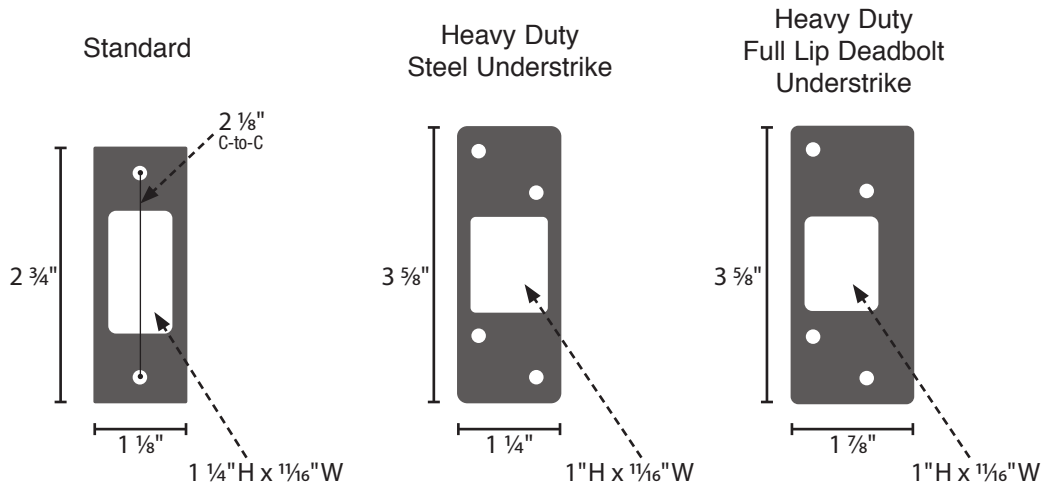
#11 Style (8472)\*, #14 Style (8473)

- Standard Door Thickness: 1<sup>3</sup>/<sub>4</sub>" - 2"
- Standard Components:
  - Single Cylinder Tailpiece
  - 1<sup>3</sup>/<sub>4</sub>" Deadbolt Mounting Screws
  - Deadbolt Strike Plate

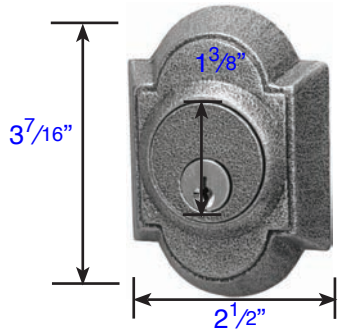
- **Extended** Door Thickness: 2<sup>3</sup>/<sub>8</sub>" - 2<sup>3</sup>/<sub>4</sub>"
- Extended Components:
  - Long Single Cylinder Tailpiece
  - 2<sup>1</sup>/<sub>4</sub>" Deadbolt Mounting Screws
  - Deadbolt Strike Plate

- **Extended** Door Thickness: 2<sup>7</sup>/<sub>8</sub>" - 3<sup>3</sup>/<sub>8</sub>"
- Extended Components:
  - Extra Long Single Cylinder Tailpiece
  - 2<sup>1</sup>/<sub>2</sub>" & 3" Deadbolt Mounting Screws
  - Deadbolt Strike Plate

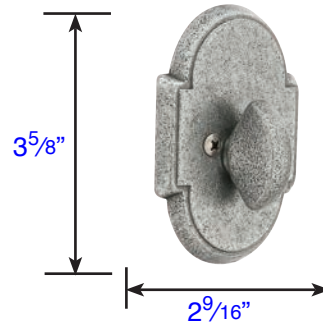
**Deadbolt Strike Plates**



## #1 Style Deadbolt




Exterior Trim (8461)  
• Projection is <sup>5</sup>/<sub>8</sub>"  
• 8361 same on both sides




Interior Trim (8461)  
• Projection is 1<sup>1</sup>/<sub>4</sub>"  
• Thickness is <sup>1</sup>/<sub>4</sub>"

## #2 Style Deadbolt

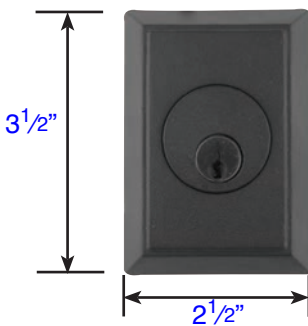


Exterior Trim (8452)  
• Projection is 2<sup>3</sup>/<sub>8</sub>"  
• 8350 same on both sides

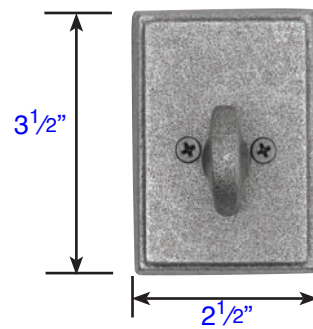


Interior Trim (8452)  
• Projection is 1<sup>1</sup>/<sub>4</sub>"  
• Thickness is <sup>1</sup>/<sub>4</sub>"

## #3 Style Deadbolt



Exterior Trim (8463)  
• Projection is 2<sup>1</sup>/<sub>2</sub>"  
• 8363 same on both sides



Interior Trim (8463)  
• Projection is 1<sup>1</sup>/<sub>4</sub>"  
• Thickness is <sup>1</sup>/<sub>4</sub>"

**Wrought Steel #2 Style Deadbolt, Single Cylinder (8352)**

- Standard Door Thickness: 1<sup>3</sup>/<sub>8</sub>"- 2"
- Standard Components:
  - Single Cylinder Tailpiece
  - 2<sup>1</sup>/<sub>4</sub>" Deadbolt Mounting Screws
  - Deadbolt Strike Plate

- **Extended** Door Thickness: 2"- 2<sup>3</sup>/<sub>4</sub>"
- Extended Components:
  - Long Single Cylinder Tailpiece
  - 2<sup>1</sup>/<sub>2</sub>" & 3" Deadbolt Mounting Screws
  - Deadbolt Strike Plate

- **Extended** Door Thickness: 2<sup>3</sup>/<sub>4</sub>"- 3"
- Extended Components:
  - Extra Long Single Cylinder Tailpiece
  - 3<sup>1</sup>/<sub>2</sub>" Deadbolt Mounting Screws
  - Deadbolt Strike Plate

**Wrought Steel #2 Style Deadbolt, Double Cylinder (8350)**

- Standard Door Thickness: 1<sup>3</sup>/<sub>8</sub>"- 2"
- Standard Components:
  - Long Double Cylinder Tailpieces
  - 2<sup>1</sup>/<sub>2</sub>" & 3" Deadbolt Mounting Screws
  - Deadbolt Strike Plate

- **Extended** Door Thickness: 1<sup>7</sup>/<sub>8</sub>"- 2<sup>1</sup>/<sub>2</sub>"
- Extended Components:
  - Long Double Cylinder Tailpieces
  - 3" & 3<sup>1</sup>/<sub>2</sub>" Deadbolt Mounting Screws
  - Deadbolt Strike Plate

**Wrought Steel #1 & #3 Style Deadbolt, Single Cylinder (8461 & 8463)**

- Standard Door Thickness: 1<sup>3</sup>/<sub>4</sub>"- 2<sup>1</sup>/<sub>8</sub>"
- Standard Components:
  - Single Cylinder Tailpiece
  - 2<sup>1</sup>/<sub>4</sub>" Deadbolt Mounting Screws
  - Deadbolt Strike Plate

- **Extended** Door Thickness: 2<sup>1</sup>/<sub>8</sub>- 2<sup>7</sup>/<sub>8</sub>"
- Extended Components:
  - Long Single Cylinder Tailpiece
  - 2<sup>1</sup>/<sub>2</sub>" & 3" Deadbolt Mounting Screws
  - Deadbolt Strike Plate

- **Extended** Door Thickness: 2<sup>7</sup>/<sub>8</sub>"- 3<sup>3</sup>/<sub>8</sub>"
- Extended Components:
  - Extra Long Single Cylinder Tailpiece
  - 3<sup>1</sup>/<sub>2</sub>" Deadbolt Mounting Screws
  - Deadbolt Strike Plate

**Wrought Steel #1 & #3 Style Deadbolt, Double Cylinder (8361 & 8363)**

- Standard Door Thickness: 1<sup>3</sup>/<sub>4</sub>"- 2<sup>1</sup>/<sub>8</sub>"
- Standard Components:
  - Double Cylinder Tailpieces
  - 2<sup>1</sup>/<sub>4</sub>" Deadbolt Mounting Screws
  - Deadbolt Strike Plate

- **Extended** Door Thickness: 2<sup>1</sup>/<sub>8</sub>- 2<sup>7</sup>/<sub>8</sub>"
- Extended Components:
  - Long Double Cylinder Tailpieces
  - 2<sup>1</sup>/<sub>2</sub>" & 3" Deadbolt Mounting Screws
  - Deadbolt Strike Plate

**Wrought Steel *Single-Sided* Deadbolts**

#2 Style (8452)

- Standard Door Thickness: 1<sup>3</sup>/<sub>8</sub>"- 2"
- Standard Components:
- Single Cylinder Tailpiece
- 1<sup>3</sup>/<sub>4</sub>" Deadbolt Mounting Screws
- Deadbolt Strike Plate

- *Extended* Door Thickness: 2<sup>3</sup>/<sub>8</sub>"- 2<sup>3</sup>/<sub>4</sub>"
- Extended Components:
- Long Single Cylinder Tailpiece
- 2<sup>1</sup>/<sub>4</sub>" Deadbolt Mounting Screws
- Deadbolt Strike Plate

- *Extended* Door Thickness: 2<sup>7</sup>/<sub>8</sub>"- 3<sup>3</sup>/<sub>8</sub>"
- Extended Components:
- Extra Long Single Cylinder Tailpiece
- 2<sup>1</sup>/<sub>2</sub>" & 3" Deadbolt Mounting Screws
- Deadbolt Strike Plate

**Wrought Steel *Single-Sided* Deadbolts**

#1 Style (8461), #3 Style (8463),

- Standard Door Thickness: 1<sup>3</sup>/<sub>4</sub>"- 2<sup>1</sup>/<sub>8</sub>"
- Standard Components:
- Single Cylinder Tailpiece
- 1<sup>3</sup>/<sub>4</sub>" Deadbolt Mounting Screws
- Deadbolt Strike Plate

- *Extended* Door Thickness: 2<sup>3</sup>/<sub>8</sub>"- 2<sup>3</sup>/<sub>4</sub>"
- Extended Components:
- Long Single Cylinder Tailpiece
- 2<sup>1</sup>/<sub>4</sub>" Deadbolt Mounting Screws
- Deadbolt Strike Plate

- *Extended* Door Thickness: 2<sup>7</sup>/<sub>8</sub>"- 3<sup>3</sup>/<sub>8</sub>"
- Extended Components:
- Extra Long Single Cylinder Tailpiece
- 2<sup>1</sup>/<sub>2</sub>" & 3" Deadbolt Mounting Screws
- Deadbolt Strike Plate

**Deadbolt Strike Plates**

